

DHG PHARMACEUTICAL JOINT STOCK COMPANY

SEPARATE FINANCIAL STATEMENTS
FOR THE FISCAL YEAR ENDED 31 DECEMBER 2021



DHG PHARMACEUTICAL JOINT STOCK COMPANY

**SEPARATE FINANCIAL STATEMENTS
FOR THE FISCAL YEAR ENDED 31 DECEMBER 2021**

CONTENTS	PAGE
Corporate Information	1
Balance Sheet (Form B 01-DN)	2
Income Statement (Form B 02- DN)	4
Cash flow statement (Form B 03-DN)	5
Notes to the financial statements (Form B 09-DN)	6

DHG PHARMACEUTICAL JOINT STOCK COMPANY

CORPORATE INFORMATION

Establishment decision	No. 2405/QD-CT.UB dated 5 August 2004 This decision was issued by the People's Committee of Can Tho City.	
Business registration Certificate	No. 5703000111 dated 15 September 2004 issued by the Department of Planning and Investment of Can Tho City. The Business registration certificate has been amended several times, and its latest amendment No. 1800156801 dated 02 January 2020 was issued by the Department of Planning and Investment of Can Tho City.	
Board of Directors	Ms. Dang Thi Thu Ha Mr. Jun Kuroda Mr. Masashi Nakaura Mr. Maki Kamijo Mr. Doan Dinh Duy Khuong Mr. Do Le Hung Mr. Phan Minh Tien Ms. Nguyen Thi Viet Thanh	Chairwoman Member Member Member Member Member Member (resigned from 19 April 2021) Member (appointed from 19 April 2021)
Management	Mr. Masashi Nakaura Mr. Doan Dinh Duy Khuong Ms. Nguyen Ngoc Diep Mr. Tomoyuki Kawata Mr. Pham Chi Truc	General Director Chief Operating Officer Deputy General Director Deputy General Director Deputy General Director (resigned from 04 July 2021)
Audit Committee	Mr. Do Le Hung Ms. Dang Thi Thu Ha Mr. Maki Kamijo	Head Member Member
Legal representative	Mr. Masashi Nakaura	General Director
Head office	288 Bis Nguyen Van Cu, An Hoa Ward, Ninh Kieu District, Can Tho City, Vietnam	



DHG PHARMACEUTICAL JOINT STOCK COMPANY

Form B 01 – DN

SEPARATE BALANCE SHEET

Codes	ASSETS	Notes	As at 31.12.2021 VND	As at 31.12.2020 VND
100	CURRENT ASSETS		3,720,882,994,624	3,475,797,124,506
110	Cash and cash equivalents	4	36,963,568,653	68,051,723,905
111	Cash		36,963,568,653	68,051,723,905
120	Short-term financial investments	5	2,110,000,000,000	2,074,000,000,000
123	Held-to-maturity investments		2,110,000,000,000	2,074,000,000,000
130	Short-term receivables		488,071,438,874	496,020,199,824
131	Trade receivables	6	364,370,011,094	414,158,635,702
132	Advances to suppliers		97,053,188,601	69,081,209,633
135	Short-term loan receivables	7	270,872,204	380,542,458
136	Other short-term receivables	8	75,634,454,278	63,309,022,728
137	Provision for doubtful debts	9	(49,257,087,303)	(50,909,210,697)
140	Inventories	10	1,072,605,509,022	826,585,429,976
141	Inventories		1,073,963,422,414	827,650,041,659
149	Provision for devaluation of inventories		(1,357,913,392)	(1,064,611,683)
150	Other short-term assets		13,242,478,075	11,139,770,801
151	Short-term prepayments	11	6,603,126,396	4,042,674,685
152	Value added tax deductibles		4,516,420,536	7,078,253,656
153	Taxes and other receivables from the State budget	12	2,122,931,143	18,842,460
200	NON-CURRENT ASSETS		893,634,073,316	966,974,205,664
210	Long-term receivables		642,061,880	244,240,000
216	Other long-term receivables		642,061,880	244,240,000
220	Fixed assets		767,930,673,967	845,372,226,657
221	Tangible fixed assets	13	562,150,489,910	635,287,762,316
222	Cost		1,395,439,826,903	1,395,646,660,192
223	Accumulated depreciation		(833,289,336,993)	(760,358,897,876)
227	Intangible fixed assets	14	205,780,184,057	210,084,464,341
228	Cost		252,779,142,186	252,779,142,186
229	Accumulated amortization		(46,998,958,129)	(42,694,677,845)
230	Investment properties	15	14,654,470,364	14,999,958,848
231	Cost		17,304,956,819	17,304,956,819
232	Accumulated depreciation		(2,650,486,455)	(2,304,997,971)
240	Long-term assets in progress	16	69,507,677,936	66,472,781,314
242	Construction in progress		69,507,677,936	66,472,781,314
250	Long-term financial investments	5	7,838,324,934	8,621,437,680
251	Investments in subsidiary		13,742,460,000	13,742,460,000
253	Equity investments in other entities		24,108,379,057	24,282,104,800
254	Provision for impairment of long-term financial investments		(30,012,514,123)	(29,403,127,120)
260	Other long-term assets		33,060,864,235	31,263,561,165
261	Long-term prepayments	11	15,525,924,704	15,232,901,753
262	Deferred tax assets	17	17,534,939,531	16,030,659,412
270	TOTAL ASSETS		4,614,517,067,940	4,442,771,330,170

SEPARATE BALANCE SHEET (cont.)

Codes	RESOURCES	Notes	As at 31.12.2021 VND	As at 31.12.2020 VND
300	LIABILITIES		824,506,970,274	878,652,181,871
310	Current liabilities		757,700,006,863	815,621,370,458
311	Short-term trade payables	18	201,219,543,333	252,270,552,909
312	Short-term advances from customers		24,082,624,119	20,694,112,030
313	Taxes and amounts payable to the State budget	12	34,408,305,142	38,150,477,839
314	Payables to employees		162,249,988,636	155,266,843,391
315	Short-term accrued expenses	19	39,619,329,167	38,817,541,041
318	Unearned revenue	20	49,608,540,605	49,532,335,735
319	Other current payables	21	2,701,326,368	1,583,049,307
320	Short-term loans	22	207,391,176,993	212,271,519,448
322	Bonus and welfare funds	23	36,419,172,500	47,034,938,758
330	Long-term liabilities		66,806,963,411	63,030,811,413
342	Long-term provisions	24	57,297,571,580	50,102,720,849
343	Science and technology development fund	25	9,509,391,831	12,928,090,564
400	EQUITY		3,790,010,097,666	3,564,119,148,299
410	Owner's equity	26	3,790,010,097,666	3,564,119,148,299
411	Owner's contributed capital		1,307,460,710,000	1,307,460,710,000
411a	- Ordinary shares carrying voting rights		1,307,460,710,000	1,307,460,710,000
412	Share premium		6,778,948,000	6,778,948,000
418	Investment and development fund		1,668,641,014,030	1,479,946,644,695
421	Retained earnings		807,129,425,636	769,932,845,604
421a	- Retained earnings accumulated to the prior year end		30,057,945,259	29,581,625,459
421b	- Retained earnings of the current year		777,071,480,377	740,351,220,145
440	TOTAL RESOURCES		4,614,517,067,940	4,442,771,330,170

Tran Ngoc Hien
Preparer

Ho Bui Huan
Chief Accountant



Masashi Nakaura
General Director
20 January 2022

SEPARATE INCOME STATEMENT

Codes	Notes	For the 3-month period ended		Fiscal year ended		
		31.12.2021 VND	31.12.2020 VND	31.12.2021 VND	31.12.2020 VND	
01	Gross revenue from goods sold and services rendered	28	1,252,663,333,456	1,398,649,333,861	4,522,008,123,146	4,206,732,382,220
02	Deductions	28	159,162,574,952	186,815,157,070	518,844,205,371	451,113,070,896
10	Net revenue from goods sold and services rendered	28	1,093,500,758,504	1,211,834,176,791	4,003,163,917,775	3,755,619,311,324
11	Cost of sales	29	545,434,781,814	642,420,439,107	2,082,259,824,914	1,944,243,042,082
20	Gross profit		548,065,976,690	569,413,737,684	1,920,904,092,861	1,811,376,269,242
21	Financial income	30	28,650,197,757	31,756,422,510	122,927,139,276	140,312,355,301
22	Financial expenses	31	25,101,314,576	47,899,439,832	100,163,749,092	120,578,659,294
23	<i>In which: Interest expense</i>		<i>1,867,451,354</i>	<i>3,187,775,480</i>	<i>12,080,103,631</i>	<i>14,029,596,510</i>
25	Selling expenses	32	280,564,126,640	233,490,296,602	802,955,208,315	699,298,275,858
26	General and administrative expenses	32	73,858,346,291	84,692,880,852	257,166,882,284	302,867,557,275
30	Operating profit		197,192,386,940	235,087,542,908	883,545,392,446	828,944,132,116
31	Other income	33	598,372,121	455,618,793	1,931,180,500	5,852,677,208
32	Other expenses	33	9,015,232,687	1,401,191,033	20,725,055,928	11,961,520,267
40	Losses from other activities		(8,416,860,566)	(945,572,240)	(18,793,875,428)	(6,108,843,059)
50	Accounting profit before tax		188,775,526,374	234,141,970,668	864,751,517,018	822,835,289,057
51	Current corporate income tax expense	35	19,194,916,248	26,506,107,151	89,184,316,760	86,210,837,298
52	Deferred corporate tax income	35	(915,461,758)	(3,725,940,506)	(1,504,280,119)	(3,726,768,386)
60	Net profit after corporate income tax		170,496,071,884	211,361,804,023	777,071,480,377	740,351,220,145




Tran Ngoc Hien
Preparer



Ho Bui Huan
Chief Accountant





Masashi Nakaura
General Director
20 January 2022

SEPARATE CASH FLOW STATEMENT
(Indirect method)

Codes	Notes	Fiscal year ended	
		31.12.2021 VND	31.12.2020 VND
I. CASH FLOWS FROM OPERATING ACTIVITIES			
1. Profit before tax	01	864,751,517,018	822,835,289,057
2. Adjustment for:			
Depreciation and amortization of fixed assets and investment properties	02	83,876,191,955	88,226,977,934
Provisions	03	7,185,116,299	18,032,361,625
Foreign exchange (gains)/ losses arising from translating foreign currency items	04	(428,421,247)	100,676,355
Gain from investing activities	05	(107,818,015,508)	(138,239,915,669)
Interest expense	06	12,080,103,631	14,029,596,510
3. Operating profit before movements in working capital	08	859,646,492,148	804,984,985,812
Changes in receivables	09	22,427,410,406	69,654,941,065
Changes in inventories	10	(246,313,380,755)	(101,120,046,803)
Changes in payables	11	(26,458,636,128)	170,618,105,542
Changes in prepaid expenses	12	(1,749,149,711)	12,429,581,311
Interest paid	14	(12,049,912,729)	(14,279,236,632)
Corporate income tax paid	15	(99,613,058,758)	(78,840,918,985)
Other cash outflows	17	(36,526,894,741)	(38,317,458,516)
Net cash generated by operating activities	20	459,362,869,732	825,129,952,794
II. CASH FLOWS FROM INVESTING ACTIVITIES			
1. Payment for purchasing, construction of fixed assets and other long-term assets	21	(30,521,376,238)	(88,805,051,465)
2. Proceeds from sale, disposal of fixed assets and other long-term assets	22	2,277,272,726	5,238,101,817
3. Cash outflow for lending, buying debt instruments of other entities	23	(2,980,000,000,000)	(3,198,000,000,000)
4. Cash recovered from lending, selling debt instruments of other entities	24	2,944,109,670,254	2,892,053,651,065
5. Cash recovered from investments and capital contributions in other entities	26	84,720,000	8,629,332,200
6. Interest earned, dividends and profits received	27	101,418,077,380	132,672,070,885
Net cash generated by/ (used in) investing activities	30	37,368,364,122	(248,211,895,498)
III. CASH FLOWS FROM FINANCING ACTIVITIES			
1. Proceeds from borrowings	33	794,683,347,097	736,698,389,686
2. Repayment of borrowings	34	(799,563,689,552)	(789,093,721,992)
3. Dividends and profits paid	36	(522,984,284,000)	(522,984,284,000)
Net cash used in financing activities	40	(527,864,626,455)	(575,379,616,306)
Net (decrease)/ increase in cash	50	(31,133,392,601)	1,538,440,990
Cash and cash equivalents at the beginning of the year	60	68,051,723,905	66,489,589,298
Effects of changes in foreign exchange rates	61	45,237,349	23,693,617
Cash and cash equivalents at the end of the period/ year	70	36,963,568,653	68,051,723,905


Tran Ngoc Hien
Preparer


Ho Bui Huan
Chief Accountant


CÔNG TY
CỔ PHẦN
ĐƯỢC
HẬU GIANG
Q. MINH KIỆU - TP
Masashi Nakaura
General Director
20 January 2022

NOTES TO THE SEPARATE FINANCIAL STATEMENTS
FOR THE FISCAL YEAR ENDED 31 DECEMBER 2021

1 GENERAL INFORMATION

Structure of ownership

On 2 September 2004, DHG Pharmaceutical Joint Stock Company (the "Company") was equitized from Hau Giang Pharmaceutical United Factory in accordance with Decision No.2405/QD-CT.UB dated 5 August 2004 issued by the People's Committee of Can Tho City. The Company was officially incorporated as a joint stock company under the Business Registration Certificate No.5703000111 dated 15 September 2004 issued by the Department of Planning and Investment of Can Tho City with the initial charter capital of VND 80,000,000,000.

The Company's shares were listed on Ho Chi Minh Stock Exchange with DHG code in accordance with Decision No. 93/UBCK-GPNY dated 1 December 2006 issued by the State Securities Commission of Vietnam.

The largest shareholder of the Company is Taisho Pharmaceutical Co., Ltd which owned 51.01% and the State Capital Investment Corporation ("SCIC") which owned 43.31% of share capital of the Company. SCIC is controlled by Commission for the Management of State Capital at Enterprises.

The Company's head office is located at 288 Bis Nguyen Van Cu Street, An Hoa Ward, Ninh Kieu District, Can Tho City, S.R. Vietnam.

The number of employees of the Company as at 31 December 2021 was 2,677 (as at 31 December 2020: 2,711).

Operating industry and principal activities

The Company's operating industry is to manufacture and sell pharmaceutical products.

The Company's principal activities are to manufacture and trade pharmaceuticals, medical tools and supplies, medical equipment, dietary supplements and cosmeceuticals.

The Company's structure

As at 31 December 2021 and 31 December 2020, the Company's subsidiary was as follows:

Name	Principal activities	Business Registration Certificate	Proportion of ownership interest and voting power held	
			Closing balance	Opening balance
Subsidiary				
Fuji Medic Limited Liability Company	Health care services	No. 1801472944 issued by the Planning and Investment Department of Can Tho City on 27 July 2016	51%	51%

According to the Resolution of the Board of Directors No. 003/2019/NQ.HĐQT dated 1 April 2019, the Board of Directors of the Company approved the plan to transfer its interest in Fuji Medic Limited Liability Company ("Fuji Medic") or to liquidate assets for the dissolution of this company. As at the date of these financial statements, the Company is implementing the procedures to dissolve Fuji Medic.

Normal production and business cycle

The Company's normal production and business cycle is carried out for a time period of 12 months or less.

1 GENERAL INFORMATION (cont.)**Disclosure of information comparability in the separate financial statements**

The comparative figures are the figures of the audited separate financial statements for the fiscal year ended 31 December 2020.

2 ACCOUNTING CONVENTION AND FISCAL YEAR**Accounting convention**

The separate financial statements, expressed in Vietnam Dong (VND), are prepared under the historical cost convention and in accordance with Vietnamese Accounting Standards, accounting regime for enterprises and legal regulations relating to financial reporting.

The separate financial statements are prepared solely to present the separate financial position of the Company as at 31 December 2021, and its separate results of operations and cash flows for the fiscal year ended 31 December 2021. Therefore, the Company did not consolidate its investments in subsidiary in these separate financial statements. The investments of the Company are recorded under the Company's policy and are presented in Note 3 as below.

The separate financial statements are not intended to present the financial position, results of operations and cash flows in accordance with accounting principles and practices generally accepted in countries and jurisdictions other than Vietnam.

Fiscal year

The Company's fiscal year begins on 1 January and ends on 31 December.

3 SUMMARY OF SIGNIFICANT ACCOUNTING POLICIES

The significant accounting policies, which have been adopted by the Company in the preparation of the separate financial statements, are as follows:

Estimates

The preparation of separate financial statements in conformity with Vietnamese Accounting Standards, accounting regime for enterprises and legal regulations relating to financial reporting requires the Board of Management to make estimates and assumptions that affect the reported amounts of assets, liabilities and disclosures of contingent assets and liabilities at the separate balance sheet date and the reported amounts of revenues and expenses during the financial period. Although these accounting estimates are based on the Board of Management's best knowledge, actual results may differ from those estimates.

Cash and cash equivalents

Cash and cash equivalents comprise cash on hand, cash in transit, demand deposits and short-term investments with maturity term not exceeding 3 months from the date of investment, highly liquid investments that are readily convertible to known amounts of cash and are subject to an insignificant risk of changes in value.

Financial investments***Held-to-maturity investments***

Held-to-maturity investments comprise investments that the Company's Board of Management has the positive intent or ability to hold to maturity.

3 SUMMARY OF SIGNIFICANT ACCOUNTING POLICIES (cont.)***Held-to-maturity investments***

Held-to-maturity investments include term deposits to earn periodic interest (except for term deposits presented in Note "Cash and cash equivalents") for the purpose of earning annual interest. These investments are measured at cost less provision for impairment of financial investments. Interest income from term deposits is recognized in the income statement on accrual basis.

Loan receivables

Loan receivables are measured at cost less provision. Provision for loan receivables is made in accordance with prevailing accounting regulations.

Investments in subsidiary***Investment in subsidiary***

A subsidiary is an entity over which the Company has control. Control is achieved when the Company has the power to govern the financial and operating policies of an investee enterprise so as to obtain benefits from its activities.

Interests in subsidiary are initially recognized at cost. The Company's share of the net profit of the investee after acquisition is recognized in the separate income statement. Other distributions received other than such profit share are deducted from the cost of the investments as recoverable amounts.

Investments in subsidiary are carried in the separate balance sheet at cost less provision for impairment of such investments (if any). Provisions for impairment of investments in subsidiary and associate are made in accordance with Circular No. 48/2019/TT-BTC dated 08 August 2019 issued by the Ministry of Finance on "Guiding the appropriation and use of provisions for devaluation of inventories, loss of financial investments, bad debts and warranty for products, goods, service and construction works at enterprises".

Equity investments in other entities

Equity investments in other entities represent the Company's investments in ordinary shares of the entities over which the Company has no control, joint control, or significant influence.

Equity investments in other entities are carried at cost less provision for impairment. The provision for impairment of these investments is made when the entities made losses, except for loss that was anticipated in their business plan before the date of investment.

Receivables

Receivables represent the amounts recoverable from customers or other debtors. Receivables are stated at book value less provision for doubtful debts.

Provision for doubtful debts is made for receivables that are overdue for six months or more, or when the debtor is in dissolution, in bankruptcy, or is experiencing similar difficulties and so may be unable to repay the debt.

Inventories

Inventories are stated at the lower of cost and net realizable value. Cost of inventories comprises cost of purchases and other directly attributable expenses. In the case of manufactured products, cost comprises direct materials and where applicable, direct labor costs and those overheads that have been incurred in bringing the inventories to their present location and condition. Cost is calculated using the weighted average method. Net realizable value represents the estimated selling price less all estimated costs to completion and costs to be incurred in marketing, selling and distribution.

3 SUMMARY OF SIGNIFICANT ACCOUNTING POLICIES (cont.)**Inventories**

The evaluation of necessary provision for inventory obsolescence follows current prevailing accounting regulations which allow provisions to be made for obsolete, damaged, or sub-standard inventories and for those which have costs higher than net realizable values as at the separate balance sheet date.

Tangible fixed assets and depreciation

Tangible fixed assets are stated at cost less accumulated depreciation.

The costs of purchased tangible fixed assets comprise their purchase prices and any directly attributable costs of bringing the assets to their working condition and location for their intended use.

Tangible fixed assets are depreciated using the straight-line method over their estimated useful lives, as follows:

	<u>Years</u>
Buildings and structures	3 - 50
Machinery and equipment	3 - 20
Motor vehicles	3 - 20
Office equipment	3 - 10

Gain or loss resulting from sales and disposals of tangible fixed assets is the difference between proceeds from sales or disposals of assets and their residual values and is recognized in the separate income statement.

LeasesThe Company as lessor

Rental income from operating leases is recognized on a straight-line basis over the term of the relevant lease. Initial direct costs incurred in negotiating and arranging an operating lease are added to the carrying amount of the leased asset and recognized on a straight-line basis over the lease term.

The Company as lessee

Leases where substantially all the rewards and risks of ownership of assets remain with the lessor are accounted for as operating leases. Rentals payable under operating leases are charged to the separate income statement on a straight-line basis over the term of the relevant lease. Benefits received and receivable as an incentive to enter into an operating lease are also spread on a straight-line basis over the lease term.

Intangible fixed assets and amortization

Intangible fixed assets represent land use rights and computer software that are stated at cost less accumulated amortization.

Definite land use rights are amortized using the straight-line method over the terms indicated in the land use right certificate. Indefinite land use rights are carried at cost and not amortized under prevailing regulations.

Computer software is amortized using the straight-line method from 3 to 8 years.

3 SUMMARY OF SIGNIFICANT ACCOUNTING POLICIES (cont.)**Investment properties**

Investment properties are buildings, or part of buildings or infrastructure or buildings and land held by the Company to earn rentals or for capital appreciation. Investment properties held to earn rentals are stated at cost less accumulated depreciation while investment properties held for capital appreciation are stated at cost less impairment loss. The costs of purchased investment properties comprise their purchase prices and any directly attributable expenditures, such as professional fees for legal services, property transfer taxes and other related transaction costs. The costs of self-constructed investment properties are the finally accounted construction or directly attributable costs of the properties.

Investment properties held to earn rentals are depreciated using the straight-line method over their estimated useful lives from 10 to 16 years.

Construction in progress

Properties in the course of construction for production, rental or administrative purposes, or for other purposes, are carried at cost. Cost includes costs that are necessary to form the assets in accordance with the Company's accounting policy. Depreciation of these assets, on the same basis as other assets, commences when the assets are ready for their intended use.

Prepayments

Prepayments are expenses which have already been paid but relate to results of operations of multiple accounting periods. Prepayments comprise leasehold improvement expenses, land rentals, costs of small tools, supplies and spare parts issued for consumption and other prepayment expenses.

Land rentals represent the prepaid land rentals. The prepaid land rentals are allocated to the separate income statement using the straight-line method over the lease term.

Others have been capitalized as prepayments and are allocated to the separate income statement using the straight-line method in accordance with the current prevailing accounting regulations.

Provisions

Provisions are recognized when the Company has a present obligation as a result of a past event, and it is probable that the Company will be required to settle that obligation. Provisions are measured at the Board of Management's best estimate of the expenditure required to settle the obligation as at the separate balance sheet date.

Severance allowance payable

The severance allowance for employees is accrued at the end of each reporting period for all employees having worked at the Company for full 12 months and above. Working time serving as the basis for calculating severance allowance shall be the total actual working time subtracting the time when the employees have made unemployment insurance contributions as prescribed by law, and the working time when severance allowance has been paid to the employees. The allowance made for each year of service equals to a half of an average monthly salary under the Vietnamese Labor Code, Social Insurance Code and relevant guiding documents. The average monthly salary used for calculation of severance allowance shall be adjusted to be the average of the six consecutive months nearest to the date of the financial statements at the end of each fiscal year. The increase or decrease in the accrued amount shall be recorded in the income statement.

Provision for dismantling and restoration costs

In accordance with Circular 200/2014/TT-BTC issued by the Ministry of Finance, since 1 January 2015, the Company is required to provide for dismantling and restoration costs of the Company's leased premises or land. The provision for dismantling and restoration costs is determined based on the estimated dismantling and restoration costs to be incurred at the time of returning the premises or land at the end of the lease term and recognized on a straight-line basis over the period from 1 January 2015 to the time of returning the premises or land.

3 SUMMARY OF SIGNIFICANT ACCOUNTING POLICIES (cont.)**Unearned revenue**

Unearned revenue represents the fair value of goods and services provided to customers for free or at discount in the customer loyalty programs. Unearned revenue is recognized for the portion of obligation that the Company has not yet fulfilled to customers.

Revenue recognition

Revenue from the sale of goods is recognized when all five (5) following conditions are satisfied:

- (a) the Company has transferred to the buyer the significant risks and rewards of ownership of the goods;
- (b) the Company retains neither continuing managerial involvement to the degree usually associated with ownership nor effective control over the goods sold;
- (c) the amount of revenue can be measured reliably;
- (d) it is probable that the economic benefits associated with the transaction will flow to the Company; and
- (e) the costs incurred or to be incurred in respect of the transaction can be measured reliably.

Revenue of a transaction involving the rendering of services is recognized when the outcome of such transactions can be measured reliably. Where a transaction involving the rendering of services is attributable to several periods, revenue is recognized in each period by reference to the percentage of completion of the transaction at the balance sheet date of that period. The outcome of a transaction can be measured reliably when all four (4) following conditions are satisfied:

- (a) the amount of revenue can be measured reliably.
- (b) it is probable that the economic benefits associated with the transaction will flow to the Company;
- (c) the percentage of completion of the transaction at the balance sheet date can be measured reliably; and
- (d) the costs incurred for the transaction and the costs to complete the transaction can be measured reliably.

Interest income is accrued on a time basis, by reference to the principal outstanding and at the applicable interest rate.

Dividend income from investments is recognized when the Company's right to receive payment has been established.

Sales deductions

Sales deductions include trade discounts, sales returns and allowances. Sales deductions incurred in the same year of sales of products, goods and services are recorded as deduction of revenue of that year.

Sales deductions for the products, goods or services which are sold in the previous year, incurred after the balance sheet date but before the issuance of the separate financial statements are recorded as deduction of revenue of the reporting year.

Customer loyalty programs

Revenue is recognized at total consideration received less fair value of goods and services which are provided to customers for free or at discount. Fair value amounts of goods and services provided for free or at discount are recognized as unearned revenue. If customers do not meet the required conditions stated in the customer loyalty programs at the end of the programs and hence, are not entitled to the free or discounted goods and services, the unearned revenue is realized into the revenue of goods sold and services rendered.

When customers meet all the required conditions and the Company is the one providing the free or discounted goods and services to customers, the unearned revenue is realized into the Company's income statement at the time that obligations to customers are fulfilled, which means goods are delivered and services are rendered to customers.



3 SUMMARY OF SIGNIFICANT ACCOUNTING POLICIES (cont.)

When customers meet all the required conditions and obligations of providing the free or discounted goods and services to customers are carried out by a third party. If the Company does not act as an agent of the third party, the unearned revenue is realized into the revenue of goods sold and services rendered at the time that third party provides the free or discounted goods and services to customers. If the Company acts as an agent of the third party, the Company recognizes revenue for the difference between the unearned revenue amount and the amount payable to the third party for providing such free or discounted goods and services to customers. The amount payable to the third party is settlement for payable.

Foreign currencies

Transactions arising in foreign currencies are translated at exchange rates ruling at the transaction date. The balances of monetary items denominated in foreign currencies as at the balance sheet date are retranslated at the exchange rates on the same date. Exchange differences arising from the translation of these accounts are recognized in the separate income statement.

Borrowing costs

Borrowing costs are recognized in the income statement in the year when incurred unless they are capitalized in accordance with Vietnamese Accounting Standard No. 16 "Borrowing costs". Accordingly, borrowing costs directly attributable to the acquisition, construction or production of qualifying assets, which are assets that necessarily take a substantial period of time to get ready for their intended use or sale, are added to the cost of those assets, until such time as the assets are substantially ready for their intended use or sale. Investment income earned on the temporary investment of specific borrowings pending their expenditure on qualifying assets is deducted from the cost of those assets. For specific borrowings for the purpose of construction of fixed assets and investment properties, borrowing costs are capitalized even when the construction period is under 12 months.

Taxation

Income tax expense represents the sum of the tax currently payable and deferred tax.

The tax currently payable is based on taxable profit for the period. Taxable profit differs from profit before tax as reported in the separate income statement because it excludes items of income or expense that are taxable or deductible in other years (including loss carried forward, if any) and it further excludes items that are never taxable or deductible.

Deferred tax is recognized on significant differences between carrying amounts of assets and liabilities in the separate financial statements and the corresponding tax bases used in the computation of taxable profit and is accounted for using balance sheet liability method. Deferred tax liabilities are generally recognized for all temporary differences and deferred tax assets are recognized to the extent that it is probable that taxable profit will be available against which deductible temporary differences can be utilized.

Deferred tax is calculated at the tax rates that are expected to apply during the year when the liability is settled or the asset realized. Deferred tax is charged or credited to the separate income statement, except when it relates to items charged or credited directly to equity, in which case the deferred tax is also dealt with in equity.

Deferred tax assets and liabilities are offset when there is a legally enforceable right to set off current tax assets against current tax liabilities and when they relate to income taxes levied by the same tax authority and the Company intends to settle its current tax assets and liabilities on a net basis.

The determination of the tax currently payable is based on the current interpretation of tax regulations. However, these regulations are subject to periodic variation and their ultimate determination depends on the results of the tax authorities' examinations.

Other taxes are applied in accordance with the prevailing tax laws in Vietnam.

Dividend distribution

The Company's profit after tax is available for appropriation to shareholders as dividends after approval by shareholders at the Company's Annual General Meeting of Shareholders.

Final dividends are declared and paid from retained earnings based on the approval of shareholders at the Annual General Meeting of Shareholders.



3 SUMMARY OF SIGNIFICANT ACCOUNTING POLICIES (cont.)**Dividend distribution (cont.)**

Appropriation of the Company's net profit after tax of 2020 was approved by shareholders at the Company's Annual General Meeting as follows:

- Dividends declared for 2020: 40% of par value
- Appropriation to the bonus and welfare fund: 3% of net profit after tax
- Remuneration payment to the Board of Directors, Audit Committee, Committees under the Board of Directors and the Board of Directors' secretary: VND 6,000,000,000
- Remaining net profit after tax was appropriated to the investment and development fund.

4 CASH AND CASH EQUIVALENTS

	31.12.2021 VND	31.12.2020 VND
Cash on hand	5,755,836,500	9,061,709,500
Demand deposits	31,207,732,153	58,990,014,405
	<u>36,963,568,653</u>	<u>68,051,723,905</u>

5 FINANCIAL INVESTMENTS**(a) Short-term financial investments**

Short-term held-to-maturity investments represent term deposits with the original maturity terms from more than 3 months and remaining maturity terms of less than 12 months from reporting date.

Held-to-maturity investments

	31.12.2021		31.12.2020	
	Cost VND	Book value VND	Cost VND	Book value VND
Term deposits	2,110,000,000,000	2,110,000,000,000	2,074,000,000,000	2,074,000,000,000

(b) Long-term financial investments

	31.12.2021		31.12.2020	
	Cost VND	Provision VND	Cost VND	Provision VND
Investments in subsidiary (*)	13,742,460,000	(10,481,635,066)	13,742,460,000	(9,508,542,320)
Equity investments in other entities (**)	24,108,379,057	(19,530,879,057)	24,282,104,800	(19,894,584,800)
	<u>37,850,839,057</u>	<u>(30,012,514,123)</u>	<u>38,024,564,800</u>	<u>(29,403,127,120)</u>

(*) Percentages of ownership and voting rights of the Company in subsidiary are presented in Note 1. Detail of investment in subsidiary is as follow:

	31.12.2021 VND	31.12.2020 VND
Fuji Medic Limited Liability Company	13,742,460,000	13,742,460,000
	<u>13,742,460,000</u>	<u>13,742,460,000</u>

5 FINANCIAL INVESTMENTS (cont.)
 (b) Long-term financial investments (cont.)

(**) Equity investments in other entities:

	31.12.2021 VND	31.12.2020 VND
ATP Packaging Joint Stock Company	20,000,000,000	20,000,000,000
Enlie Pharmaceutical Joint Stock Company	4,108,379,057	4,282,104,800
	<u>24,108,379,057</u>	<u>24,282,104,800</u>

The provision balance as at 31 December 2021 and 31 December 2020 represents the provision for long-term investments in the following other entities:

	31.12.2021 VND	31.12.2020 VND
Fuji Medic Limited Liability Company	10,481,635,066	9,508,542,320
ATP Packaging Joint Stock Company	17,400,000,000	17,400,000,000
Enlie Pharmaceutical Joint Stock Company	2,130,879,057	2,494,584,800
	<u>30,012,514,123</u>	<u>29,403,127,120</u>

6 SHORT-TERM TRADE RECEIVABLES

	31.12.2021 VND	31.12.2020 VND
Related parties (Note 37)	279,917,338	1,576,719,144
Third parties	364,090,093,756	412,581,916,558
	<u>364,370,011,094</u>	<u>414,158,635,702</u>

As at 31 December 2021 and 31 December 2020, there was no single trade receivable from third parties accounting for 10% or more of total trade receivables.

7 LOAN RECEIVABLES

Short-term loan receivables	31.12.2021 VND	31.12.2020 VND
Loan receivables from customers	270,872,204	380,542,458
	<u>270,872,204</u>	<u>380,542,458</u>

8 OTHER SHORT-TERM RECEIVABLES

	31.12.2021 VND	31.12.2020 VND
Accruals of interest income	53,370,038,356	40,494,673,974
Receivable from employees	16,937,299,736	18,314,170,360
Other receivables	5,327,116,186	4,500,178,394
	<u>75,634,454,278</u>	<u>63,309,022,728</u>

9 BAD DEBTS

	31.12.2021		
	Cost VND	Recoverable amount VND	Provision VND
Total amount of receivables and loan receivables past due or not past due but impaired	92,048,675,046	42,791,587,743	(49,257,087,303)

	31.12.2020		
	Cost VND	Recoverable amount VND	Provision VND
Total amount of receivables and loan receivables past due or not past due but impaired	96,627,799,467	45,718,588,770	(50,909,210,697)

As at 31 December 2021 and 31 December 2020, there was no balance of receivables accounting for 10% or more of total past due receivable amount.

Movements in the provision for doubtful debts during the period/year were as follows:

	Fiscal year ended 31.12.2021 VND	Fiscal year ended 31.12.2020 VND
Opening balance	50,909,210,697	55,217,383,646
Additional provision in the period/year	1,168,627,725	-
Reversal of provision in the period/year	-	(1,449,056,292)
Write off in the period/ year	(2,820,751,119)	(2,859,116,657)
Closing balance	49,257,087,303	50,909,210,697

10 INVENTORIES

	31.12.2021		31.12.2020	
	Cost VND	Provision VND	Cost VND	Provision VND
Goods in transit	89,121,663,921	-	121,226,935,043	-
Raw materials	641,208,881,858	-	302,896,326,728	-
Work in progress	74,081,738,915	-	54,939,723,503	-
Finished goods	170,484,518,266	(1,357,913,392)	302,980,473,638	(1,064,611,683)
Merchandise	99,066,619,454	-	45,606,582,747	-
	1,073,963,422,414	(1,357,913,392)	827,650,041,659	(1,064,611,683)

10 INVENTORIES (cont.)

Movements in the provision for inventories during the period/year were as follows:

	Fiscal year ended 31.12.2021 VND	Fiscal year ended 31.12.2020 VND
Opening balance	1,064,611,683	1,091,103,288
Additional provision in the period/year	293,301,709	-
Reversal of provision in the period/year	-	(26,491,605)
Closing balance	<u>1,357,913,392</u>	<u>1,064,611,683</u>

The provision for devaluation of inventories was made for inventories of which costs were higher than net realizable value.

As at 31 December 2021 and 31 December 2020, the Company did not have any slow moving, damaged or sub-standard inventories.

11 PREPAYMENTS

Short-term prepayments

	31.12.2021 VND	31.12.2020 VND
Prepayment related to operating lease	776,601,256	715,600,001
Others	5,826,525,140	3,327,074,684
	<u>6,603,126,396</u>	<u>4,042,674,685</u>

Prepayments are allocated within 12 months since the time of prepayment.

Long-term prepayments

	31.12.2021 VND	31.12.2020 VND
Tools and supplies	6,719,718,519	7,257,962,228
Others	8,806,206,185	7,974,939,525
	<u>15,525,924,704</u>	<u>15,232,901,753</u>

- Prepayments are allocated in a period of more than 12 months since the time of prepayment.

Movements in long-term prepayments were as follows:

	Fiscal year ended 31.12.2021 VND	Fiscal year ended 31.12.2020 VND
Opening balance	15,232,901,753	27,575,362,385
Increase in the period/year	12,271,599,096	11,378,280,826
Deduction of land rental in Tra Noc Industrial Zone due to return of land	-	(4,353,775,928)
Allocation in the period/year	(11,978,576,145)	(19,366,965,530)
Closing balance	<u>15,525,924,704</u>	<u>15,232,901,753</u>

12 TAXES AND OTHER RECEIVABLES FROM/PAYABLES TO THE STATE BUDGET

	Opening balance	Payable during the period/year	Other payables during the period/year	Paid during the period/year	Closing balance
	VND	VND	VND	VND	VND
Output value added tax	14,606,561,461	85,878,294,966	-	(87,951,317,635)	12,533,538,792
Value added tax for import goods	(18,842,460)	56,562,573,963	-	(56,543,731,503)	-
Import and export duties	-	11,822,467,888	-	(11,822,467,888)	-
Corporate income tax	14,623,658,246	89,184,316,760	13,400,000	(99,613,058,758)	4,208,316,248
Personal income tax	8,920,258,132	48,564,863,378	-	(46,937,321,278)	10,547,800,232
Land rental fee, land use tax	-	5,185,845,074	-	(7,308,776,217)	(2,122,931,143)
Other taxes	-	7,801,006,405	-	(682,356,535)	7,118,649,870
	<u>38,131,635,379</u>	<u>304,999,368,434</u>	<u>13,400,000</u>	<u>(310,859,029,814)</u>	<u>32,285,373,999</u>

In which:

Tax receivables	18,842,460	2,122,931,143
Tax payables	38,150,477,839	34,408,305,142



13 TANGIBLE FIXED ASSETS

	Buildings and structures VND	Machinery and equipment VND	Motor vehicles VND	Office equipment VND	Total VND
Cost					
As at 01 January 2021	528,464,444,217	646,198,932,246	148,257,660,772	72,725,622,957	1,395,646,660,192
Transfer from construction in progress (Note 16)	-	20,134,788,551	-	288,116,363	20,422,904,914
Disposals	-	(16,420,909,091)	(4,167,929,112)	(40,900,000)	(20,629,738,203)
As at 31 December 2021	<u>528,464,444,217</u>	<u>649,912,811,706</u>	<u>144,089,731,660</u>	<u>72,972,839,320</u>	<u>1,395,439,826,903</u>
Accumulated depreciation					
As at 01 January 2021	238,387,732,775	352,861,291,822	103,391,350,768	65,718,522,511	760,358,897,876
Charge for the period/ year	27,367,239,555	46,096,906,436	8,559,759,752	2,906,334,704	84,930,240,447
Disposals	-	(7,831,775,250)	(4,127,126,080)	(40,900,000)	(11,999,801,330)
As at 31 December 2021	<u>265,754,972,330</u>	<u>391,126,423,008</u>	<u>107,823,984,440</u>	<u>68,583,957,215</u>	<u>833,289,336,993</u>
Net book value					
As at 01 January 2021	290,076,711,442	293,337,640,424	44,866,310,004	7,007,100,446	635,287,762,316
As at 31 December 2021	<u>262,709,471,887</u>	<u>258,786,388,698</u>	<u>36,265,747,220</u>	<u>4,388,882,105</u>	<u>562,150,489,910</u>

As at 31 December 2021, the cost of tangible fixed assets included VND was VND 302,501,744,242 (as at 31 December 2020: VND 279,535,717,069) of assets which were fully depreciated but are still in active use.

14 INTANGIBLE FIXED ASSETS

	Land use rights with indefinite term VND	Land use rights with definite term VND	Computer software VND	Total VND
Cost				
As at 01 January 2021	88,314,253,166	143,434,719,993	21,030,169,027	252,779,142,186
As at 31 December 2021	88,314,253,166	143,434,719,993	21,030,169,027	252,779,142,186
Accumulated amortization				
As at 01 January 2021	-	26,771,173,416	15,923,504,429	42,694,677,845
Charge for the period/year	-	3,004,930,104	1,299,350,180	4,304,280,284
As at 31 December 2021	-	29,776,103,520	17,222,854,609	46,998,958,129
Net book value				
As at 01 January 2021	88,314,253,166	116,663,546,577	5,106,664,598	210,084,464,341
As at 31 December 2021	88,314,253,166	113,658,616,473	3,807,314,418	205,780,184,057

As at 31 December 2021, the cost of intangible fixed assets included VND 16,169,520,805 (as at 31 December 2020: VND 6,793,449,005) of assets which were fully amortized but are still in use.

15 INVESTMENT PROPERTIES

	Buildings and land use rights VND
Cost	
As at 01 January 2021	17,304,956,819
As at 31 December 2021	17,304,956,819
Accumulated depreciation	
As at 01 January 2021	2,304,997,971
Charge for the period/ year	345,488,484
As at 31 December 2021	2,650,486,455
Net book value	
As at 01 January 2021	14,999,958,848
As at 31 December 2021	14,654,470,364

As at 31 December 2021 and 31 December 2020, the cost of investment properties included VND 232,067,069 of assets which were fully depreciated but are still in active use.

Fair value of the Company's investment properties was VND 38,724,445,120, which was determined according to the Valuation Certificate issued by Century Valuation Joint Stock Company on 31 March 2020. The Century Valuation Joint Stock Company is an independent valuation company, not a related party of the Group. This company has a valid practicing certificate and has experience in real estate valuation. The real estate valuation in accordance with International Valuation Standards is made in reference to market prices of similar properties.

16 LONG-TERM ASSETS IN PROGRESS

	31.12.2021 VND	31.12.2020 VND
Construction of office and auxiliary works at DHG Pharmaceutical Plant Branch in Hau Giang	15,525,527,491	11,893,304,222
Construction of Gia Lai branch office	3,473,948,774	623,948,774
Renovating offices	1,974,192,771	466,766,087
Purchasing machineries	35,604,858,567	47,082,949,014
REB product project	3,125,907,325	2,983,810,627
CTP product project	202,029,350	202,029,350
BUD product project	1,293,522,895	1,293,522,895
PGT product project	-	148,231,359
Investment for the expansion of DHG Pharmaceutical Plant and DHG Printing and Packaging Plant	8,307,690,763	1,778,218,986
	<u>69,507,677,936</u>	<u>66,472,781,314</u>

Movements of construction in progress in the period/year:

	Fiscal year ended 31.12.2021 VND	Fiscal year ended 31.12.2020 VND
Opening balance	66,472,781,314	28,927,855,544
Purchases	30,521,376,238	88,805,051,465
Transfer to tangible fixed assets (Note 13)	(20,422,904,914)	(43,149,564,728)
Transfer to intangible fixed assets (Note 14)	-	(4,860,648,222)
Transfer to prepayments	(1,104,324,951)	(1,301,454,975)
Transfer to expenses in the period/year	(5,959,249,751)	(1,948,457,770)
Closing balance	<u>69,507,677,936</u>	<u>66,472,781,314</u>

17 DEFERRED TAX ASSETS

	31.12.2021 VND	31.12.2020 VND
Corporate income tax rates used for determination of value of deferred tax assets	20%	20%
Deductible temporary differences of provisions	87,674,697,655	80,153,297,060
Deferred tax assets	<u>17,534,939,531</u>	<u>16,030,659,412</u>

Movements of deferred tax assets in the period/year were as follows:

	Fiscal year ended 31.12.2021 VND	Fiscal year ended 31.12.2020 VND
Opening balance	16,030,659,412	12,303,891,026
Increase in deferred tax assets	1,560,847,547	3,875,366,641
Change of eliminated entry of fixed assets	(56,567,428)	(148,598,255)
Closing balance	<u>17,534,939,531</u>	<u>16,030,659,412</u>

18 SHORT-TERM TRADE PAYABLES

	31.12.2021		31.12.2020	
	Amount VND	Amount able to be paid off VND	Amount VND	Amount able to be paid off VND
Related parties (Note 37)	1,513,428,227	1,513,428,227	-	-
Third parties (*)	199,706,115,106	199,706,115,106	252,270,552,909	252,270,552,909
	<u>201,219,543,333</u>	<u>201,219,543,333</u>	<u>252,270,552,909</u>	<u>252,270,552,909</u>

(*) Suppliers accounting for 10% or more of total trade accounts payable balance were as follows:

	31.12.2021 VND	31.12.2020 VND
Sinobright Pharmaceucal Co., Ltd	35,755,200,000	7,289,510,000
Apc Pharmaceuticals and Chemical Limited	125,143,200	8,440,469,074
Centrient Pharmaceuticals India Private Limited	12,336,690,000	17,768,761,000
Centrient Pharmaceuticals Netherlands B.V	-	53,966,749,750

As at 31 December 2021 and 31 December 2020, there was no balance of short-term trade payables that were past due.

19 SHORT-TERM ACCRUED EXPENSES

	31.12.2021 VND	31.12.2020 VND
Interest payable	108,502,011	78,311,109
Payment discount	7,444,886,014	8,153,790,426
Other accruals	32,065,941,142	30,585,439,506
	<u>39,619,329,167</u>	<u>38,817,541,041</u>

20 SHORT-TERM UNEARNED REVENUE

	31.12.2021 VND	31.12.2020 VND
Unearned revenue from customer loyalty programs (Note 3)	<u>49,608,540,605</u>	<u>49,532,335,735</u>

21 OTHER SHORT-TERM PAYABLES

	31.12.2021 VND	31.12.2020 VND
Union fee	548,559,939	548,081,634
Others	2,152,766,429	1,034,967,673
	<u>2,701,326,368</u>	<u>1,583,049,307</u>

22 SHORT-TERM LOANS

	31.12.2021		31.12.2020	
	Amount VND	Amount able to be paid off VND	Amount VND	Amount able to be paid off VND
Loans from banks	207,391,176,993	207,391,176,993	212,271,519,448	212,271,519,448
	<u>207,391,176,993</u>	<u>207,391,176,993</u>	<u>212,271,519,448</u>	<u>212,271,519,448</u>

Movements of short-term loans during the period/year were as follows:

	As at 01.01.2021 VND	Increases VND	Decreases VND	As at 31.12.2021 VND
Loans from banks (*)	212,271,519,448	931,383,347,097	(936,263,689,552)	207,391,176,993
	<u>212,271,519,448</u>	<u>931,383,347,097</u>	<u>(936,263,689,552)</u>	<u>207,391,176,993</u>

(*) These loans bear interests at the rates ranging from 0.18% to 0.33% per month (in 2020: from 0.28% to 0.47% per month).

As at 31 December 2021 and 31 December 2020, there was no short-term loan that was past due.

23 BONUS AND WELFARE FUNDS

The funds are established through appropriation from retained earnings upon approval of shareholders at the Company's Annual General Meetings ("AGM"). The funds are used to pay bonus and welfare to the Company's employees in accordance with the Company's bonus and welfare policies and to pay bonus to the Board of Directors in accordance with the Company's AGM Resolution.

Movements of bonus and welfare funds during the period/year were as follows:

	Bonus and welfare fund VND	Bonus fund for the Board of Directors VND	Welfare fund in form of assets VND	Total VND
Opening balance	30,289,675,309	4,350,961,280	12,394,302,169	47,034,938,758
Appropriation to the funds in the period/year	22,196,247,010	6,000,000,000	-	28,196,247,010
Depreciation of assets formed from the funds	-	-	(2,285,118,527)	(2,285,118,527)
Utilization	(28,253,010,425)	(8,273,884,316)	-	(36,526,894,741)
Closing balance	<u>24,232,911,894</u>	<u>2,077,076,964</u>	<u>10,109,183,642</u>	<u>36,419,172,500</u>



24 LONG-TERM PROVISIONS

	Provision for dismantling and restoration cost VND	Severance allowance VND	Total VND
Opening balance	23,427,211,309	26,675,509,540	50,102,720,849
Additional provision in the period/year	3,937,690,152	3,996,860,829	7,934,550,981
Utilization of provisions	-	(739,700,250)	(739,700,250)
Closing balance	<u>27,364,901,461</u>	<u>29,932,670,119</u>	<u>57,297,571,580</u>

25 SCIENCE AND TECHNOLOGY DEVELOPMENT FUNDS

In accordance with Circular No. 12/2016/TTLT-BKH-CN-BTC dated 28 June 2016, enterprises are allowed to establish the science and technology development funds for research and development activities. Funds are utilized when disbursement is paid for research and development activities.

Movements of science and technology development funds during the period/year were as follows:

	Science and technology development fund in form of assets VND
Opening balance	12,928,090,564
Depreciation of assets formed from the funds	<u>(3,418,698,733)</u>
Closing balance	<u>9,509,391,831</u>

26 OWNER'S EQUITY

Movements in owners' equity

	Owner's contributed capital VND	Share premium VND	Investment and development fund VND	Retained earnings VND	Total VND
Balance as at 01 January 2020	1,307,460,710,000	6,778,948,000	1,392,604,475,464	664,969,721,573	3,371,813,855,037
Net profit for the year	-	-	-	740,351,220,145	740,351,220,145
Dividends for 2019	-	-	-	(522,984,284,000)	(522,984,284,000)
Fund distribution	-	-	87,342,169,231	(87,342,169,231)	-
Appropriation to bonus and welfare funds	-	-	-	(19,061,642,883)	(19,061,642,883)
Appropriation to bonus fund for the Board of Directors	-	-	-	(6,000,000,000)	(6,000,000,000)
Balance as at 31 December 2020	1,307,460,710,000	6,778,948,000	1,479,946,644,695	769,932,845,604	3,564,119,148,299
Net profit for the period/year	-	-	-	777,071,480,377	777,071,480,377
Dividends for 2020	-	-	-	(522,984,284,000)	(522,984,284,000)
Fund distribution	-	-	188,694,369,335	(188,694,369,335)	-
Appropriation to bonus and welfare funds	-	-	-	(22,196,247,010)	(22,196,247,010)
Appropriation to bonus fund for the Board of Directors	-	-	-	(6,000,000,000)	(6,000,000,000)
Balance as at 31 December 2021	1,307,460,710,000	6,778,948,000	1,668,641,014,030	807,129,425,636	3,790,010,097,666

26 OWNER'S EQUITY (cont.)

Charter capital

	31.12.2021		31.12.2020	
	Number of shares	VND	Number of shares	VND
Authorized and issued share capital	130,746,071	1,307,460,710,000	130,746,071	1,307,460,710,000
Ordinary shares currently in circulation	130,746,071	1,307,460,710,000	130,746,071	1,307,460,710,000

All ordinary shares have a par value of VND 10,000. Each share is entitled to one vote at shareholders' meetings. Shareholders are eligible to dividends declared by the Company. Ordinary shares are ranked equally with regard to the Company's residual assets.

Dividends

According to Resolution of the Annual General Meeting of Shareholders No. 001/2021/NQ.ĐHĐCĐ dated 19 April 2021, the General Meeting of Shareholders of the Company approved payment of dividends from profit after tax of 2020 at 40% in cash, equivalent to VND 522,984,284,000. On 18 May 2021, the Company paid all the dividends of the year 2020.

Fund distribution

According to Resolution of the Annual General Meeting of Shareholders No. 001/2021/NQ.ĐHĐCĐ dated 19 April 2021, the General Meeting of Shareholders of the Company approved the appropriation to bonus and welfare fund of employees from profit after tax of 2020 at the rate of 3%, equivalent to the amount of VND 22,196,247,010, and also deducted remuneration for the Board of Directors, Audit Committee, members of other Committees under the Board of Directors, secretary of the Board of Directors with the amount of VND 6,000,000,000. The remaining profit after tax of 2020 is distributed to the Investment and Development Fund.

27 OFF BALANCE SHEET ITEMS

Foreign currencies

	31.12.2021	31.12.2020
United states Dollar (USD)	154,707	517,263
Euros (EUR)	926	937
Yen (JPY)	29,975	31,427

Bad debts written off

	31.12.2021 VND	31.12.2020 VND
Bad debts written off	5,647,750,056	2,858,998,937

During the period/year, Company wrote off bad debts and bad credits due to the difficulty of recovery.

28 REVENUE

	For the 3-month period ended		Fiscal year ended	
	31.12.2021 VND	31.12.2020 VND	31.12.2021 VND	31.12.2020 VND
Sales				
Sales of finished goods	1,174,385,354,201	1,225,285,562,903	4,030,991,402,338	3,758,696,971,798
Sales of merchandise	77,821,694,479	172,910,225,830	489,154,134,521	446,317,168,626
Others	456,284,776	453,545,128	1,862,586,287	1,718,241,796
	<u>1,252,663,333,456</u>	<u>1,398,649,333,861</u>	<u>4,522,008,123,146</u>	<u>4,206,732,382,220</u>
Deductions				
Sales discount	158,593,689,877	185,948,270,095	517,090,466,029	448,592,655,344
Sales return	568,885,075	866,886,975	1,753,739,342	2,520,415,552
	<u>159,162,574,952</u>	<u>186,815,157,070</u>	<u>518,844,205,371</u>	<u>451,113,070,896</u>
Net sales	<u>1,093,500,758,504</u>	<u>1,211,834,176,791</u>	<u>4,003,163,917,775</u>	<u>3,755,619,311,324</u>
In which:				
Sales of finished goods	1,014,652,383,005	1,039,447,072,087	3,513,525,982,096	3,310,410,993,860
Sales of merchandise	78,392,090,723	171,933,559,576	487,775,349,392	443,490,075,668
Others	456,284,776	453,545,128	1,862,586,287	1,718,241,796

Goods in transit's revenue have not been recognized as at 31 December 2021: VND 20,428,477.620 (as at 31 December 2020: VND 16,841,663,951).

29 COST OF SALES

	For the 3-month period ended		Fiscal year ended	
	31.12.2021 VND	31.12.2020 VND	31.12.2021 VND	31.12.2020 VND
Cost of finished goods sold	474,743,132,601	476,375,036,798	1,620,339,395,582	1,526,031,626,232
Cost of merchandise sold	70,722,051,188	165,699,186,833	461,627,127,623	418,237,570,330
Others	-	-	-	337,125
(Reversal)/ Addition of provision for devaluation of inventories	(30,401,975)	346,215,476	293,301,709	(26,491,605)
	<u>545,434,781,814</u>	<u>642,420,439,107</u>	<u>2,082,259,824,914</u>	<u>1,944,243,042,082</u>

30 FINANCIAL INCOME

	For the 3-month period ended		Fiscal year ended	
	31.12.2021 VND	31.12.2020 VND	31.12.2021 VND	31.12.2020 VND
Interest income	26,755,824,235	30,437,677,649	114,293,441,762	133,412,105,751
Dividends and profits earned	-	-	-	326,698,020
Gain from disposal of investment	-	336,902,384	-	1,218,552,000
Foreign exchange gains	1,894,373,522	980,799,917	8,633,697,514	5,353,956,970
Others	-	1,042,560	-	1,042,560
	<u>28,650,197,757</u>	<u>31,756,422,510</u>	<u>122,927,139,276</u>	<u>140,312,355,301</u>

31 FINANCIAL EXPENSES

	For the 3-month period ended		Fiscal year ended	
	31.12.2021 VND	31.12.2020 VND	31.12.2021 VND	31.12.2020 VND
Interest expenses	1,867,451,354	3,187,775,480	12,080,103,631	14,029,596,510
Foreign exchange losses	771,142,650	1,710,143,283	4,473,830,580	8,319,742,294
Settlement discount	22,407,885,313	25,746,700,683	82,856,640,509	80,949,471,270
Addition of provision for impairment of long-term financial investments	54,690,359	17,251,931,060	609,387,003	17,217,125,134
Loss on disposal of investment	-	2,735,200	89,005,743	2,735,200
Other financial expenses	144,900	154,126	54,781,626	59,988,886
	<u>25,101,314,576</u>	<u>47,899,439,832</u>	<u>100,163,749,092</u>	<u>120,578,659,294</u>

32 SELLING EXPENSES AND GENERAL & ADMINISTRATIVE EXPENSES

Selling expenses

	For the 3-month period ended		Fiscal year ended	
	31.12.2021 VND	31.12.2020 VND	31.12.2021 VND	31.12.2020 VND
Staff cost	123,635,369,001	115,855,921,527	429,353,784,353	377,204,570,110
Advertising expenses	60,467,374,840	48,742,281,329	138,094,639,519	119,135,895,424
Others	96,461,382,799	68,892,093,746	235,506,784,443	202,957,810,324
	<u>280,564,126,640</u>	<u>233,490,296,602</u>	<u>802,955,208,315</u>	<u>699,298,275,858</u>

General & administrative expenses

	For the 3-month period ended		Fiscal year ended	
	31.12.2021 VND	31.12.2020 VND	31.12.2021 VND	31.12.2020 VND
Staff cost	53,424,987,024	63,954,761,263	184,682,731,267	221,568,624,160
Others	20,433,359,267	20,738,119,589	72,484,151,017	81,298,933,115
	<u>73,858,346,291</u>	<u>84,692,880,852</u>	<u>257,166,882,284</u>	<u>302,867,557,275</u>

33 OTHER INCOME AND EXPENSES

Other income

	For the 3-month period ended		Fiscal year ended	
	31.12.2021 VND	31.12.2020 VND	31.12.2021 VND	31.12.2020 VND
(Loss)/ Gain from disposals of fixed assets and other long-term assets	-	(251,978,218)	-	3,285,295,098
Others	598,372,121	707,597,011	1,931,180,500	2,567,382,110
	<u>598,372,121</u>	<u>455,618,793</u>	<u>1,931,180,500</u>	<u>5,852,677,208</u>

33 OTHER INCOME AND EXPENSES (cont.)

Other expenses

	For the 3-month period ended		Fiscal year ended	
	31.12.2021 VND	31.12.2020 VND	31.12.2021 VND	31.12.2020 VND
(Gain)/ Loss from disposals of fixed assets	(175,431,828)	-	6,386,420,511	-
Depreciation expense	285,551,942	347,080,229	1,509,761,608	887,456,771
Loss due to early termination of land lease contract	-	-	-	5,438,346,906
Incurred expenses due to the impact of the Covid-19 pandemic	904,189,211	-	1,488,077,960	-
Others	8,000,923,362	1,054,110,804	11,340,795,849	5,635,716,590
	<u>9,015,232,687</u>	<u>1,401,191,033</u>	<u>20,725,055,928</u>	<u>11,961,520,267</u>

34 PRODUCTION AND OPERATION COSTS BY NATURE

	Fiscal year ended	
	31.12.2021 VND	31.12.2020 VND
Raw materials and consumables	1,729,636,884,198	1,713,581,255,219
Labor	913,995,991,310	880,828,599,103
Depreciation and amortization	82,079,473,558	87,339,521,163
Out-sourced services	190,714,736,010	192,843,281,757
Other expenses	268,926,086,766	224,004,579,948
	<u>3,185,353,171,842</u>	<u>3,098,597,237,190</u>

35 CURRENT AND DEFERRED CORPORATE INCOME TAX

The current corporate income tax expense for the period/year was computed as follows:

	Fiscal year ended	
	31.12.2021 VND	31.12.2020 VND
Accounting profit before tax	864,751,517,018	822,835,289,057
Tax calculated at a normal rate of 20%	172,950,303,404	164,567,057,811
Adjustments for:		
Non-assessable income	-	(65,339,604)
Expenses not deductible for tax purposes	6,950,548,269	7,487,112,759
Under provision of tax in the prior year	9,331,091	-
Corporate income tax incentives at branches	<u>(90,725,866,004)</u>	<u>(85,777,993,668)</u>
Corporate income tax expense	<u>89,184,316,760</u>	<u>86,210,837,298</u>

Movements in deferred corporate tax expense/ (income) during the period/year were as follows:

	Fiscal year ended	
	31.12.2021 VND	31.12.2020 VND
Deferred corporate tax (income)	(1,560,847,547)	(3,875,366,641)
Change of eliminated entry of fixed assets	56,567,428	148,598,255
	<u>(1,504,280,119)</u>	<u>(3,726,768,386)</u>

35 CURRENT AND DEFERRED CORPORATE INCOME TAX (cont.)

Since 01 April 2018, DHG Pharmaceutical One Member Limited Company (DHG Pharma Ltd.) and DHG Packaging and Printing 1 One Member Limited Company (DHG PP1) have been merged into the Company and still have the following preferential tax rates:

- Pursuant to the investment certificate, DHG PP1 is obliged to pay corporate income tax (CIT) at the rate of 10% of taxable income from 2014 to 2028. Under terms in investment certificate granted to DHG PP1, DHG PP1 is entitled to CIT exemption from 2014 to 2017 and 50% tax reduction from 2018 to 2026.
- Pursuant to investment certificate No. 642041000005 issued by the Management Board of Hau Giang Industrial Zone, DHG Pharma Ltd. is obliged to pay CIT at the rate of 10% of taxable income for 15 years from the date of starting its operation. DHG Pharma Ltd. is entitled to the CIT exemption for 4 years and 50% reduction for the following 9 years commencing from the first year of having taxable income. DHG Pharma Ltd. has registered to apply the above tax incentives effective from the fiscal year 2015.

All above tax incentives are not applicable to remaining income which is entitled to the normal rate of 20%.

36 COMMITMENTS**a) Operating lease commitment**

	Fiscal year ended	
	31.12.2021	31.12.2020
	VND	VND
Minimum lease payment under operating leases recognized in the income statement for the period/year	4,973,905,999	5,436,028,382

At the balance sheet date, the Company had outstanding commitments under non-cancellable operating leases as follows:

	Land lease	
	31.12.2021	31.12.2020
	VND	VND
Within one year	7,076,437,142	5,422,028,378
In the first to fifth year inclusive	28,305,748,568	21,688,113,512
After five years	122,337,720,625	99,224,658,019
	157,719,906,335	126,334,799,909

b) Capital commitment

Capital expenditure contracted for at the balance sheet date was as follows:

	31.12.2021	31.12.2020
	VND	VND
Approved but not contracted	527,603,637,672	67,429,673,077
Approved and contracted but not implemented	46,334,872,017	11,687,315,314
	573,938,509,689	79,116,988,391

37 TRANSACTIONS WITH RELATED PARTIES

Related parties

Fuji Medic Limited Liability Company
 The State Capital Investment Corporation ("SCIC")
 Taisho Pharmaceutical Co., Ltd.
 Hoe Pharmaceuticals Sdn Bhd
 Taisho Vietnam Co.,Ltd.
 Taisho Pharmaceutical (Taiwan) Co.,Ltd
 Osotspa Taisho Pharmaceutical Co., Ltd

Relationship

Subsidiary
 Major shareholder
 Major shareholder
 Subsidiary of Taisho
 Subsidiary of Taisho
 Subsidiary of Taisho
 Subsidiary of Taisho

During the period/year, the following transactions were carried out with related parties:

	Fiscal year ended	
	31.12.2021 VND	31.12.2020 VND
Sales of goods and provision of services		
Hoe Pharmaceuticals Sdn Bhd	659,249,625	-
Taisho Vietnam Co.,Ltd.	468,155,712	3,203,751,040
Taisho Pharmaceutical (Taiwan) Co.,Ltd	-	3,340,734,339
Purchases of goods and services		
Taisho Vietnam Co.,Ltd.	401,569,920	-
Taisho Pharmaceutical Co.,Ltd	1,535,742,390	-
Osotspa Taisho Pharmaceutical Co., Ltd	18,068,866	-
Dividends paid		
SCIC	226,504,948,000	226,504,948,000
Taisho Pharmaceutical Co.,Ltd	266,788,208,000	266,788,208,000
Total remuneration paid to the Company's Management and Board of Directors during the period/ year was as follows:		
Board of Directors	2,420,000,000	3,000,000,000
Management	16,358,989,005	13,956,794,486

Related party balances at the balance sheet date were as follows:

	31.12.2021 VND	31.12.2020 VND
Trade receivables		
Taisho Vietnam Co.,Ltd.	-	1,576,719,144
Hoe Pharmaceuticals Sdn Bhd	279,917,338	-
Trade payables		
Taisho Pharmaceutical Co.,Ltd	1,513,428,227	-

38 SUPPLEMENTAL DISCLOSURES OF CASH FLOW INFORMATION

(a) Non-cash transactions affecting the cash flow statement


	Fiscal year ended	
	31.12.2021 VND	31.12.2020 VND
Appropriation to reserves from profit	216,890,616,345	112,403,812,114
Transfers from construction in progress to tangible fixed assets	20,422,904,914	43,149,564,728
Transfers from construction in progress to intangible fixed assets	-	4,860,648,222
Transfers from construction in progress to prepayments	1,104,324,951	1,301,454,975
Accrued interest payables	108,502,011	78,311,109
Accrued interest income	53,370,038,356	40,494,673,974

(b) Proceeds from borrowings

	Fiscal year ended	
	31.12.2021 VND	31.12.2020 VND
Proceeds from borrowings under normal contracts	931,383,347,097	987,369,688,755

(c) Repayment of borrowings

	Fiscal year ended	
	31.12.2021 VND	31.12.2020 VND
Repayment of borrowings under normal contracts	936,263,689,552	1,039,765,021,061



Tran Ngoc Hien
Preparer



Ho Bui Huan
Chief Accountant



Masashi Nakaura
General Director
20 January 2022